



Headquarters
Sunon Central Business Building, No.200 Citizen Street,
Qianjiang CBD, Hangzhou, Zhejiang, China
TEL: +86 571 88166666 +86 571 87171168 PC: 310020

Haining Manufacturing Base
No.6 Anren Road, Jianshan New Area, Haining, Zhejiang, China
TEL: +86 573 87800900 PC: 314415

Xiaoshan Manufacturing Base
No.35 Ningdong Road, Xiaoshan Eco&Tech Zone, Hangzhou, Zhejiang, China
TEL: +86 571 82833568 PC: 311200

www.sunonglobal.com



UP 1

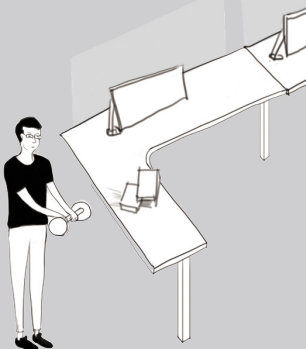




UP1: Embark on a sit-to-stand campaign

In the post-pandemic era modern employees' daily lives have experienced subtle yet conspicuous changes. Go to work by bike, practice yoga during a break, stand up and walk around frequently... today's employees care about their health more than ever before. In fact, a sit-to-stand campaign is a fact of life.

As an executive, Richard used to live a sedentary life. Now, he prefers to talk to employees while standing up; beside a dual-desk set, a document was passed to Tom and was reviewed instantly; Lucy, who sits in front of an L-shape desk, got inspirations after doing some stretching exercises; Amber, who suffered a lot from neck pain before, found herself more productive with the 120-degree lift desk.



Sit-to-stand working model, get rid of sub-par health, and lead a new era of 5G working.





Bring synchronized data and agile response

Hand-control via high definition LED screen; Mobile-control via smart APP, remote control within a distance of 10m. Synchronized data to reach designated height. Multi-level lift to bring a healthy body, and high productivity.



3-level memory height

Set preferred heights for sitting and standing postures.

Silent lift

< 46 dB, minimize office noise and focus on work.

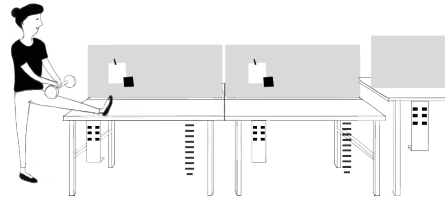
Reach within 13s

With a speed of 30-38mm/s, UP1 achieves the designated height within 13 seconds, indulging you with a quick response.

Retreat upon obstacle

Automatic ascend or descend when there is an obstacle.





Sit-to-stand

Sit-to-stand boosts office health


Evidence shows short-term standing helps to boost blood circulation, burn redundant calories, and foster better metabolism while lengthy-standing increases risks of back pain and fatigue. As a result it would be better to change our postures from time to time. The UP1 lift desk reduces the sedentary period by 60% and facilitates transitions between sitting and standing, thus ensuring a healthy work style.





One-set dual-desk improves process-based work

According to surveys, finance/administrative staff suffer most from sedentary working as heads-down work is quite normal because of the nature of their jobs. UP1's one-set dual-desk system allows two people to sit together. It is also capable of being extended continuously on this basis catering to the needs of teamwork.




120° grand desktop

Show your capabilities

Curved edge allows free stretching of your arms on both sides; 55" wide x 29.5" deep desktop is broad enough for you to lay drawings; sit-to-stand design draws an outburst of inspiration.



Synchronized lift of 3 legs allows for a generous working area.

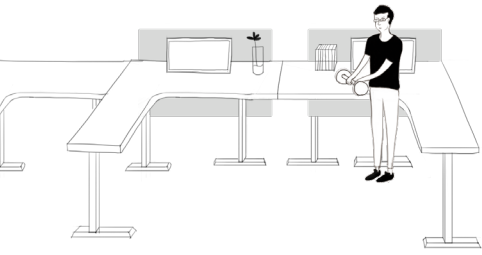




Power Beam with privacy screen allows focus on work

Power and data routing can be a problem in the office but Up1 offers an optional beam system that incorporates power and data cabling. Screens are optional to build a semi-private environment for concentrated work.






L-shape lift desk

L-shape lift desk fosters flexible teamwork

As business develops, an increasing number of projects are undertaken by teams. In this sense the sit-to-stand desk is not only a fashion trend for some but a healthy choice for everyone.

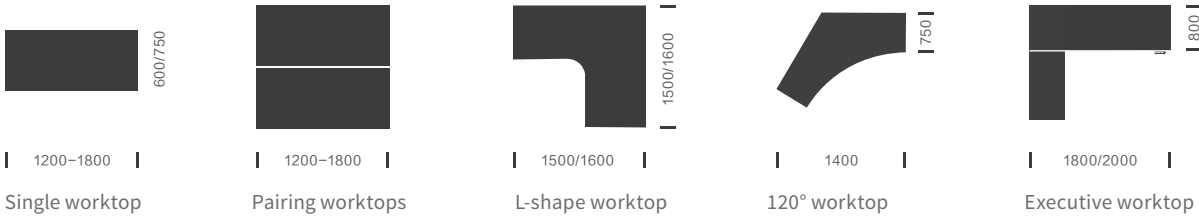





Contemporary minimalist style steel frame adds a touch of design

The lower frame of the lift desk uses cold-rolled steel, which is stable and durable. It is available in three colors: Matte White, Matte Black, Meteor Grey. Elegant colors together with lifting dynamics inject a slew of vibrancy to your space.

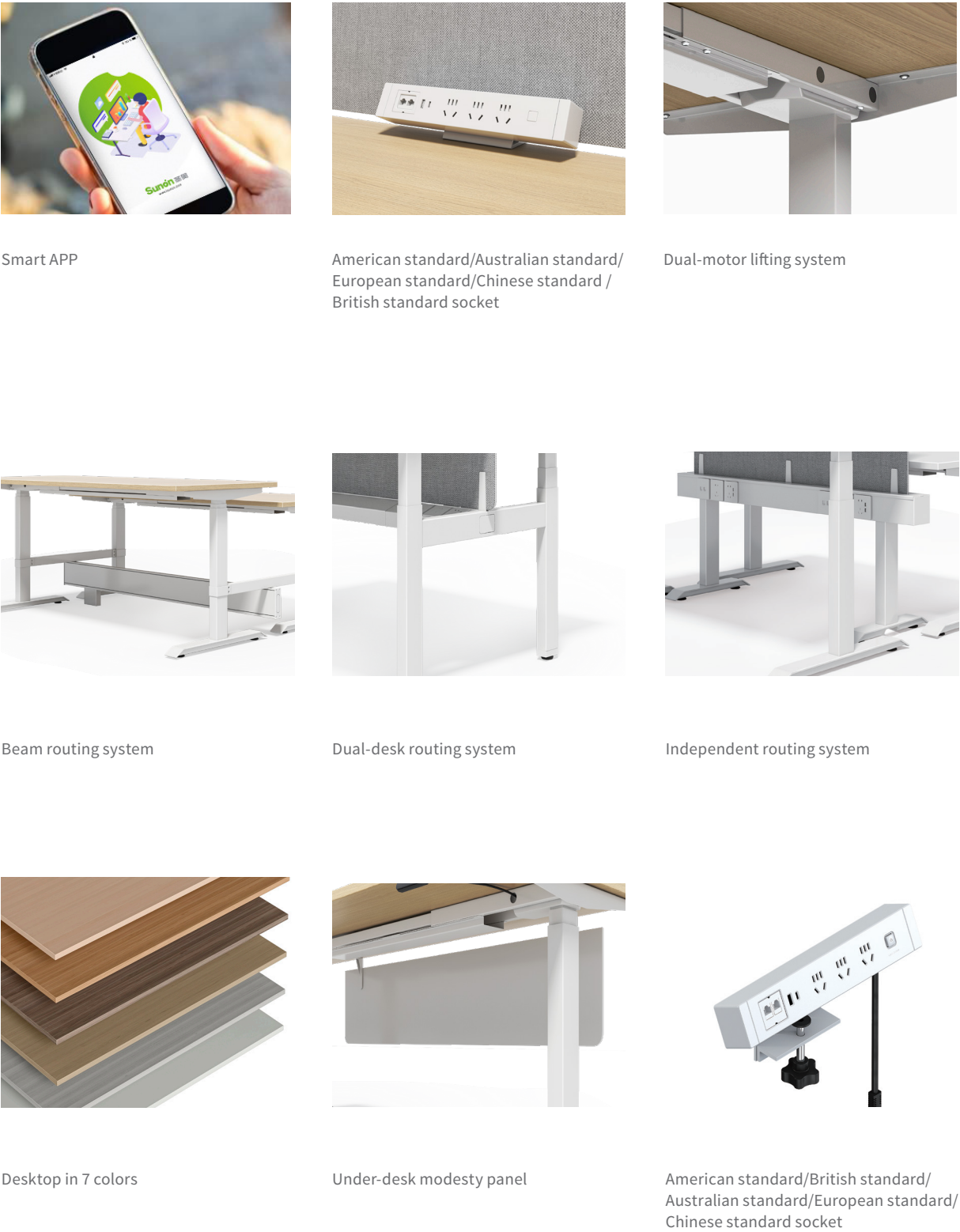
Standard worktops



Combinations



Configuration





UP1 routing system

Grounded power cord goes through routing columns and beams to supply power to extension desk, with wires fully hidden inside; 86mm*86mm socket holes are pre-reserved on the side surface of routing beams, with at most 3 sockets available on each side; Wires of lifting motor and power strip can be stored inside the snake tube.

Product Specifications (Inch)



DZZ80R
W1800*D1820*H720-1210(mm)
W2000*D1820*H720-1210(mm)



DZZ80L
W1800*D1820*H720-1210(mm)
W2000*D1820*H720-1210(mm)



DZZ60
W1200*D600*H25(mm)
W1400*D600*H25(mm)
W1500*D600*H25(mm)
W1600*D600*H25(mm)
W1800*D600*H25(mm)



DZZ61
W1400*D750*H25(mm)
W1500*D750*H25(mm)
W1600*D750*H25(mm)
W1800*D750*H25(mm)



DZZ62R
W1500*D1500*H600*600(mm)
W1600*D1600*H600*600(mm)



DZZ62L
W1500*D1500*H600*600(mm)
W1600*D1600*H600*600(mm)



DZZ63
W1400*D1400*H750*750(mm)



DZZ64/66
W1150-1750*D600*
H695-1185(mm)
W1150-1750*D680*
H695-1185(mm)



DZZ65/67
W1150-1750*D600*
H605-1245(mm)
W1150-1750*D680*
H605-1245(mm)



DZZ50/68
W1150-1750*D1224*
H695-1185(mm)
W1150-1750*D1374*
H695-1185(mm)



DZZ51/69
W1150-1750*D1224*
H605-1245(mm)
W1150-1750*D1374*
H605-1245(mm)



DZZ52/53
W1450-1550*D1440-1540*
H695-1185(mm)
W1150-1750*D1440-1540*
H605-1245(mm)



DZZ54/55



DZZDZ.ZX
W1193*D303*H292*(mm)
W1393*D303*H292*(mm)
W1493*D303*H292*(mm)
W1593*D303*H292*(mm)
W1793*D303*H292*(mm)



DZZSZ.ZX
W1193*D737*H292*(mm)
W1393*D737*H292*(mm)
W1493*D737*H292*(mm)
W1593*D737*H292*(mm)
W1793*D737*H292*(mm)



DZZSZ.KZX
W1393*D887*H292*(mm)
W1493*D887*H292*(mm)
W1593*D887*H292*(mm)
W1793*D887*H292*(mm)



DZZ20
W1183*D800*H12*(mm)
W1380*D800*H12*(mm)
W1480*D800*H12*(mm)
W1580*D800*H12*(mm)
W1780*D800*H12*(mm)
W1300*D800*H12*(mm)



DZZ22
W580*D500*H8*(mm)
W730*D500*H8*(mm)
W1180*D500*H8*(mm)



DZZ22
W1380*D500*H8(mm)
W1480*D500*H8(mm)
W1580*D500*H8(mm)
W1780*D500*H8(mm)

Product specification



DZZ21
W1000*D340.5*H73(mm)
W1200*D340.5*H73(mm)
W1300*D340.5*H73(mm)
W1400*D340.5*H73(mm)
W1600*D340.5*H73(mm)



DZZ.SZZ/PXZJTJ
W543-718*D322*H218(mm)
W543-718*D322*H218(mm)



DZZHX.SXH
W175*D110*H472(mm)



DZHXT.YX



DZZLJ.GXH
W175*D110*H66(mm)



DZZLD.SXG
W1250*D130*H109(mm)



DZZXG.SXG
L1000

Power socket



DZZCZ.AB



DZZCZ.GB



DZZCZ.MB



DZZCZ.OB



DZZCZ.YB

Desktop main color

Warm white

Custin oak

White oak

Cass walnut

Felix walnut

Eucalyptus

Virginia walnut

Lower frame color

Warm white

Meteor gray

Matte black

Screen fabric

TM-VI

TM-VI10B

TM-VI11B

TM-VI21B

TM-VI27B

TM-VI29B

TM-VI30B

TM-VI42B

TM-VI54B

TM-VI64B

TM-VI81B

TM-VI82B

TM-VI90B

P-BL

P-BL30

P-BL31

P-BL32

P-BL33

P-BL35

P-BL36

P-BL41

P-BL44

P-BL45

P-BY

P-BY01

P-BY02

P-BY20

P-BY21

P-BY22

P-BY23

P-BY24

P-BY25

P-BY27

P-TM

P-TM01

P-TM02

P-TM06

P-TM07

P-TM09

P-TM10

P-TM12

P-TM13

P-TM14

P-KM

P-KM30

P-KM33